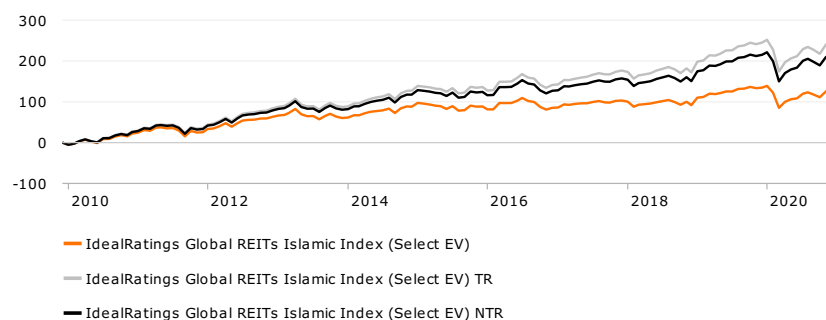


# IdealRatings Global REITs Islamic Index (Select EV)

December 2020

IdealRatings Global REITs Select EV Islamic Index applies the Enterprise Valuation (EV) approach for the US and Japanese REITs only. The Index has a US Country cap of 50% of its constituents and the balance of the 50% applies to the rest of the Global REITs, subject to the liquidity criteria of selecting the universe. The Index is a market cap, free-float adjusted index and is re-balanced quarterly.

## Cumulative Performance



## Ratios

Index	Risk Adjusted Return			Volatility			Div. Yld%
	1Yr	3Yrs	5Yrs	1Yr	3Yrs	5Yrs	Yld (%)
IdealRatings Global REITs Islamic Index (Select EV)	0.07	0.53	0.60	0.22	0.16	0.14	3.22

## Index Characteristics

Number of Constituents	153
Largest MC	\$ 73,968.82 M
Smallest MC	\$ 33.22 M
Average MC	\$ 5,509.56 M
Median MC	\$ 1,721.55 M
Currency of Calculation	USD
Inception Date	3 January 2010

## Top 5 Constituents

Goodman Group	8.77%
American Tower Corp	7.03%
The Link Real Estate Investment Trust	6.36%
Prologis Inc	5.11%
Crown Castle International Corp	4.81%

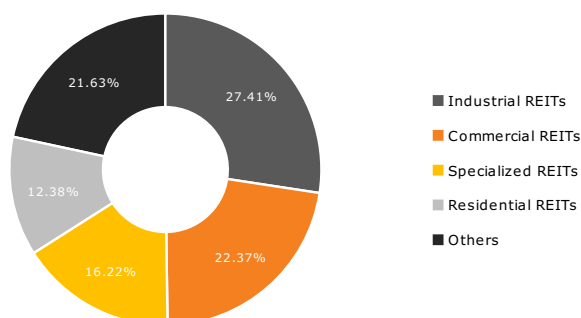
## Constituents by Country

Country	Count	Market Cap
United States	49	\$ 421,474.31 M
Australia	13	\$ 140,922.91 M
Japan	10	\$ 78,421.97 M
United Kingdom	20	\$ 55,513.33 M
Others	61	\$ 146,630.20 M

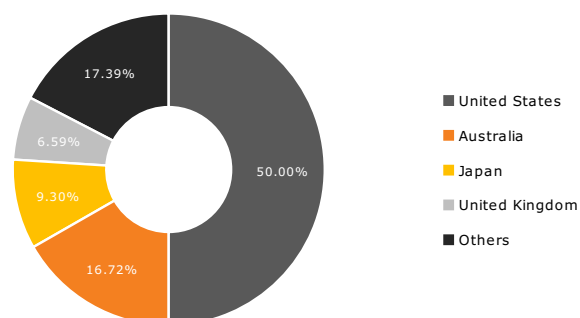
## Performance

Index	Return%					Year on Year Return%			
	YTD	1Yr	3Yrs	5Yrs	Total	2016	2017	2018	2019
PR	-1.64	-1.64	4.37	4.14	130.93	-1.80	9.71	-5.56	22.39
TR	1.53	1.53	8.20	8.21	250.47	2.11	14.70	-1.68	26.90
NTR	1.01	1.01	7.36	7.26	218.49	1.15	13.42	-2.62	25.82

## Sector Breakdown



## Country Breakdown



December 2020

### **About IdealRatings**

IdealRatings Inc. specializes in working with investors aspiring to align their values with their investment goals. The company has been enhancing and expanding its tools and services for values-based investors since 2006. IdealRatings Inc. solutions are utilized by a diverse range of clients worldwide; including institutional investors, asset managers, index providers, and brokerage firms. IdealRatings Islamic Indices consist of a rich subset of listed equities that adhere to clearly defined and transparent Shariah guidelines.

IdealRatings Inc. is the sole proprietor of the IdealRatings® trademark. This document shall not grant any rights to use or benefit from the IdealRatings® trademark. The content of this document, therefore, shall not be REPRODUCED, MODIFIED or REDISTRIBUTED without obtaining a written consent. All data and analysis provided under the methodology at hand are made solely for information purposes and all performance analysis and figures provided are based on historical data and thus shall not act as a guarantee for future results. IN NO EVENT SHALL IDEALRATINGS OR ITS LICENSORS BE LIABLE TO CUSTOMER, OR TO ANY PERSON CLAIMING BY OR THROUGH CUSTOMER, FOR ANY LOST PROFITS, LOST BUSINESS, LOST REVENUE OR FOR ANY INDIRECT, PUNITIVE, SPECIAL, EXEMPLARY, INCIDENTAL, OR CONSEQUENTIAL DAMAGES (INCLUDING LOSS OF DATA, USE OR OTHER ECONOMIC ADVANTAGE) ARISING OUT OF, OR IN ANY WAY CONNECTED WITH THE PRODUCT DATA, INCLUDING BUT NOT LIMITED TO THE USE OR INABILITY TO USE THE PRODUCT DATA

COPYRIGHT IDEALRATINGS INC. 2006-2020. ANY UNAUTHORIZED COPYING, DISCLOSURE, OR DISTRIBUTION OF THE CONTENT OR MATERIAL IS STRICTLY PROHIBITED.

#### **Contact Us**

Phone: +1 (415) 955-2737

E-mail: [info@idealratings.com](mailto:info@idealratings.com)

To learn more visit: [www.idealratings.com](http://www.idealratings.com)

#### **Corporate Headquarter**

IdealRatings, Inc.

50 California Street, Suite 1500,

San Francisco, CA 94111

